



# Valley Forge Homestead Quilters

Guild Newsletter

[www.valleyforgequilters.org](http://www.valleyforgequilters.org)

February 2021

## FEATURES INDEX

Bees	2
Birthdays	2
Calendar	9
Comfort Quilts	2
Guild Information	13
Minutes – Jan.	3
President's Message	1
Program - Feb.	1
Quilting on the Web	5
Workshops	7



## Chatter with Cathy

Thanks to all who joined us for the first Saturday Sew Along of the new year. We had great fun, catching up, sharing projects, enjoying jokes, and even learning some new trivia. Congrats to Dawn H. and Joan M. who had the high scores. What a wealth of knowledge these ladies have. Special thanks to Deb for taking on this sew along and making it so enjoyable and entertaining. If you haven't experienced one of our member zoom Sew Alongs, I suggest you consider joining us in March for the Comfort Quilt Sew Along with Maxine. I guarantee you will enjoy the sewing as well as the camaraderie.

Thanks, also, for sharing all your projects through our monthly Show and Tell via PowerPoint at our meeting. Please send me pictures of your projects so that we can all enjoy your work and get ideas for future projects of our own. It is very inspiring to see all that our members accomplish.

Happy Valentine's Day and keep on quilting!

Cathy Fennell

## February 16, 2021 Zoom Meeting

Carrie Zizza will present *A Deep Dive into Needles, Thread, Batting and Fabric*.

Carrie comes from Massachusetts and will entertain us with her humor while she is teaching us with her quilting knowledge. To learn more about Carrie, visit her website at [www.itsazizza.com](http://www.itsazizza.com). Carrie has a preview video that will be sent to members about ten days before our guild meeting.

Ruth Heslin



## Birthdays

### February:

- 3 Arlene McCall
- 9 Molly Lorenz
- 10 Barbara Jones
- 17 Esther Canning
- 19 Ann Lister
- 24 Sandy Dounce
- 28 Linda Vanek

### March:

- 4 Lou Chandler
- 4 Susan Glaser
- 11 Benita Holden
- 13 Gail Forster
- 15 Lisa Steuer
- 18 Cathy Fennell
- 19 Joan Hagerman

*You can't use up creativity.  
The more you use, the more  
you have.*

*Maya Angelou*

## Comfort Quilts

To start off with I think the goal this year for Comfort Quilts will be 125 again.

Ann Palmer, Sandy Dounce, and Ruth Heslin will be the contacts for dropping off quilts and/or picking up kits. I will be dropping about 20 quilt kits off on Wednesday, March 3 to each of their homes so you can coordinate with one of them to pick a kit up after that date. If you want to quilt the comfort quilt you make, I will provide batting. If you have quilts that are finished, they will be glad to collect them at any time (before and after March 3) and I will pick them up. If backing and/or batting is needed, let me know and I will bring it when I make my rounds. Thank you for helping me to make this all work. Hopefully we will be all together soon.

I am collecting reasonable size scraps to run through the Accuquilt cutter too.

Maxine Close

## Bees...Bees...Bees...Bees



A **Zoom** link will be sent out before each bee.  
Mark your calendar!

<b>Afternoon Bee</b> <b>2nd Tuesday</b> <b>12:30 – 3:30 p.m.</b> Coordinator – Jean Hayden	<b>Northern Bee</b> <b>5th Tuesday</b> <b>6:30-9:30 p.m.</b> Coordinator – Barbara Hughes
February 9 <sup>th</sup> Barbara Hughes  March 9 <sup>th</sup> Rosemary Geisler	<b>TBA</b>

## Meeting Minutes January 19, 2020

**WELCOME** Our new member, Rita Mack, joined about 50 veteran members for our Zoom meeting.

**BEES:** The February 9<sup>th</sup> afternoon bee will be with Barbara Hughes via Zoom.

**WORKSHOPS:** Jean Hayden related that there would be a UFO workshop on January 23 with Deb Graves. The Making Magic, a Disappearing Block Sampler Quilt workshop will be on February 27 on Zoom with Brita Nelson. There were three spots still available. Please contact Kate Sevensky to sign up. The Comfort Quilt workshop will be March 27 with Maxine Close. The Dresden Plate Houses/UFO workshop will be April 24<sup>th</sup> with Judy Snook and friends. On Sunday, May 16 there will be a Curves workshop with Denise Martin of Seamless Sewing Arts. Deb Graves will lead a Hawaiian-style applique workshop in late June. In July there will be another Comfort Quilt Workshop.

**SPRING RETREAT:** Barbara Hughes took a pool and the majority of those who responded were not interested in attending in-person at this time. Therefore, the retreat on April 8-11 will be virtual and that means everyone is welcome.

**NOMINATIONS FOR GUILD OFFICERS:** Karen Glasthal will chair the nominations committee. Karen is forming her committee. Please contact Karen if you wish to be nominated for a board position or have a suggestion. If you are contacted by a committee member, please consider joining the board and being more involved in our guild.

**RAFFLE QUILT:** Thanks to Dawn Heefner for the video about our raffle quilt. Anyone who wants tickets, please contact Cathy Fennell.

**COMFORT QUILTS:** Maxine is going to be distributing comfort quilt kits through Ruth Heslin, Ann Palmer, and Sandy Dounce prior to the workshop in March. This will cover some geography to make them accessible to more members.

**UFO CHALLENGE:** Tonight's drawing winner for Cathy's UFO challenge was Jacque Paltrinieri. February's number is 5.

**PROGRAM** We continued our international speaker series with Judi Kirk from Canterbury, England, who joined us till after 1:00 a.m. her local time. Her topic for our meeting was *What Makes It Modern?* Judi is an international quilt judge and teacher who vacations in Lancaster County and loves the King of Prussia Mall. Her lecture and slide show taught us the British and US definitions of a modern quilt, including functional (i.e., it could go in the washing machine), minimalist, and inspired by modern design aesthetic. A quilter can pick and mix elements, such as negative space and asymmetry and still produce a modern quilt. Judi's favorite tips and tricks included: **(1)** Using topstitch needles for most everything. They have a longer eye and deeper groove solve a lot of thread problems. Brands include Superior, Organ, and Schmetz. Gold colored "titanium coated" needles last longer. **(2)** Quality thread. You get what you pay for. Judi likes Aurifil thread in dove grey for almost all her piecing, and trilobal polyester machine embroidery thread for quilting. And **(3)** improve thread control by mounting cross-wound spools horizontally and straight-wound spools vertically, so it unwinds counter-clockwise. Also, you can swap the Aurifil end cap to get it to unwind without twisting.

**SHOW AND TELL:** Members shared quilts through Cathy's slide show.

Continued on page 4

## **January Minutes, continued**

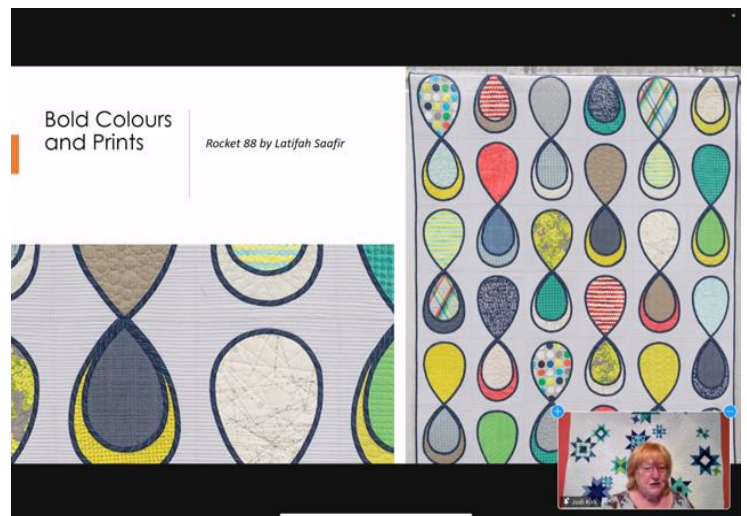
**FEBRUARY MEETING:** Next meeting is February 16, 2021. Our speaker, Carrie Zizza, is a high-energy quilter from Amesbury, Massachusetts. Carrie's topic is *A Deep Dive into Thread, Batting and Fabric*. She will be sharing a video with us in early February as an introduction to her talk, so get ready to be entertained and possibly laugh until you cry. You can check Carrie out at [www.ItsAZizza.com](http://www.ItsAZizza.com).

The meeting was adjourned.

Respectfully submitted by  
Deb Graves for Molly Lorenz



Judi Kirk from Canterbury, England discussing "What Makes It Modern?" at our January meeting.



## **Did You Miss the January 23<sup>rd</sup> UFO Sewing Saturday?**

If you missed the workshop you might want to test your knowledge with this Quilting Trivia Quiz from Quilting Daily. Our champion was Joan Markowitz who correctly answered 19 of the 20 questions. [www.quiltingdaily.com/sew-you-want-to-be-a-quilter-trivia-quiz](http://www.quiltingdaily.com/sew-you-want-to-be-a-quilter-trivia-quiz).

We were periodically interrupted with joke breaks. You can see some sewing jokes at this site: <https://sewingmachinetalk.com/best-sewing-knitting-jokes/>

## **March 16, 2021 Zoom Meeting**

Sue Sherman joins us from Canada to share her *Quilting Journey of a Renaissance Woman* with our guild. Sue has won quilting awards on several continents. Many of her art quilts feature endangered animals. For additional information, check out Sue's website at [www.sueshermanquilts.com](http://www.sueshermanquilts.com).

Ruth Heslin



## Fun Stuff from Around the Web

### Projects



Collapsible Box



Hot Iron Travel Cover



Mini Maker Case

- **Collapsible Box Tutorial** - This little fabric box has a zipper in the base. When unzipped, the box folds flat to take up less room in your supply bag. See the instructions at <http://www.52quilts.com/2018/08/collapsible-box-tutorial.html>.
- **Hot Iron Travel Cover** - Rob Appell demonstrates how to make a cool little drawstring cover to put on your hot iron for transportation at [https://www.youtube.com/watch?v=X3uAcITK\\_nA&feature=emb\\_logo](https://www.youtube.com/watch?v=X3uAcITK_nA&feature=emb_logo).
- **Mini Maker Case** - This little case is designed specifically to store and transport the Oliso Mini Project Iron with padded sides and a reinforced top and bottom, but is also perfect for all your favorite notions or a small project. See the free pattern and link to blog posts at <https://lillyella.com/tutorials/mini-maker-case/>.

## Quilt Shows

### February 2021

- **QuiltCon Together** - February 18-22, 2021. Hosted by the Modern Quilt Guild, this is a special virtual event that will focus on providing many of the same things you've come to expect from QuiltCon in a virtual format.
  - Live lectures will be broadcast throughout each day and recorded for playback throughout the event.
  - Standard workshop access includes recorded video lessons as well as pdf handouts.
  - Interactive Vendor Hall and Quilt ShowMore info at <https://www.quiltcon.com/>. View the QuiltCon Together Catalog for more details, including registration fees.
- **Mid-Atlantic Quilt Festival – Online** - February 24-27, 2021. Presented by Mancuso Show Management, for their 4th online event, virtual show-goers will view competition quilts from around the world, shop the Merchants Mall vendors online, and take virtual, interactive workshops from the comfort of home. For more info visit <https://www.quiltfest.com/upcoming-shows-and-events/httpswww-onlinequiltfestival-com/>.


For updated info between newsletters, checkout our [website](#).

Cathy Radcliffe

## **Cathy's UFO Challenge 2021-January's FFOs (Finally Finished Projects)**

Please send a picture of your completed UFO to [fennel@rosemont.edu](mailto:fennel@rosemont.edu). The number you should complete for the February zoom meeting is **5**. Keep on quilting!

Cathy Fennell



Ruth Heslin



Molly Lorenz



Meghan Heslin



Susan Gustafson



Linda Ulinski



Judy Snook



Kathie Haney



Jacque Paltrineri



Linda Jarosz



Charlene Hargerty



## **Workshops**

### **Making Magic, a Disappearing Block Sampler Quilt** with Brita Nelson

Saturday, February 27, 2021

**Zoom** link from 9:30 to 2:30

Sign up is limited to 21 members. Space is still available! There is a bit of work that needs to be completed before the actual workshop. So, if you are thinking about it, don't wait until the last minute. If interested, contact Kate Sevensky.

A supply list will be sent along with a code for a discount on the pattern that is needed for the class. Members will make 9 blocks before the workshop. The fun will happen as we cut them up in class.

### **Comfort Quilts** with Maxine Close

Saturday, March 27, 2021

**Zoom** link from 9:30 to 4:00

Contact Maxine if you need a kit, batting or backing.

Unfortunately, cheesecake will not be served. Here's a list of 14 mini recipes to try!

<https://www.allrecipes.com/recipe/222647/black-forest-cheesecakes/>

And a new recipe for my gluten free friends. <https://www.mybakingaddiction.com/gluten-free-mini-cheesecakes/>

### **Dresden Plate Houses or UFO** with Judy Snook and friends

Saturday, April 10, 2021

**Zoom** link from 9:30 to 4:00

Join Judy and her friends as they show us how to make Dresden Plates Houses and other designs using the Dresden Plate. Or feel free to sew along on your UFO.

## **Save the Date**

### **Real Quilters Sew Curves** with Denise Martin from Seamless Sewing Arts

Saturday, May 15, 2021

Learn new techniques to sew those curves you've been avoiding. More information to follow.

### **Hawaiian Applique** with Deb Graves

Saturday, June 26, 2021

**Zoom** link from 9:30 to 4:00

Learn an easy way to make a Hawaiian appliqué. Turn it into a pillow or table topper.

## **Peek at June's Hawaiian Workshop**

Deb Graves is going to lead us making a small Hawaiian-style appliqué project. She is using a hybrid of the YouTube lessons from Donna Jordan (Jordan Fabrics) and Susan Claire (The Gourmet Quilter) to make it easy with fusible appliqué and machine stitched edges. The small size should allow you to finish the appliqué in the workshop. The project can be finished as a pillow, a table topper, or a wall hanging.



## **Retreats, Retreats, Retreats**

Plan now to attend our virtual spring retreat the weekend of April 8 – 11. This will be a chance for us to gather and do some serious, concentrated work on whatever projects we want.

There is no fee to attend but you do need to provide your own meals and snacks. Unfortunately, the chef will not be bringing those things to your home. On the bright side you won't have to pack up your sewing supplies so you won't forget anything you need. We are planning to have some fun activities for you too.

Also save March 31 – April 3, 2022 for a retreat at Black Rock Retreat Center. We have a reservation and by then we surely hope we'll be able to gather in person. Put it on your calendar now!

Barbara Hughes



Thank you!!! They are beautiful. I am going to get a photo with Jim Paradis (hospital president) with some of the quilts to send to you and the quilters. Will probably be Tuesday. We were in need – I took one bag up to our palliative care team, who immediately put one to use with a family in ICU today. They were most appreciative. It is such a meaningful ministry and I cannot express adequately my thanks. Please extend my thanks to everyone who worked on them!

With heartfelt gratitude!  
Barbara Emery, pastor at Paoli Hospital



# February

## 2021

Sunday	Monday	Tuesday	Wednesday	Thursday	Friday	Saturday
	1	2	3	4	5	6
7	8	9 <b>Zoom</b> Afternoon Bee	10	11	12	13
14	15	16 <b>Zoom</b> Guild Meeting <b>Carrie Zizza</b>	17	18	19	20
21	22	23	24	25	26	27 <b>Zoom</b> Workshop <b>Brita Nelson</b>
28						



Original



Sandy Dounce – altered and embellished an earlier quilt to punch up the design she wasn't happy with.

## Member's Show and Tell


February 2021



Jacqueline Santangelo - I finished the borders on the Jordan Fabrics – Moda .Sweetheart Table Runner.



Barb Hughes – Stair Step Diamonds begun in a Sarah Vaughn class.



Becky Weiland - This quilt, Castle Gardens, was inspired by the same named petroglyph site in Wyoming.



Deb Graves – Postcards with crystal for embellishment.



Susan Gustafson - A quarantine quilt along called SewQuester from Cozy Quilt Designs. Although the pattern was designed for strips, I used my scraps. All of the center design came from my scrap bins, and even the turquoise border, back and batting were leftovers from other projects.




February 2021



Kate Sevensky - Pot holders I made for sister Nancy for Christmas using the mistakes from the *Prickly Pots* wallhanging made for our brother.



Babette Sutherland – Knitted fairy costume for my granddaughter's doll.



Jacque Paltrineri – Round Robin Friendship quilt done with VFHQ members.



Kate Sevensky - A tee shirt turned pillow for a friend who loves Snoopy.



Nancy Hannum - Sashiko design placemats stitched on home sewing machine.



Nancy Hannum – Hand stitched Sashiko wall hanging





Peggy Melachrinis - I have been watching Alex Anderson live on FB and she did a class on faces. We were encouraged to step out of the box and put bits of ourselves into the quilt. It was outside of my box but a lot of fun. So, this is supposed to be me - I added the cupcake because I like to bake. The heart under the "I love to sew" is a piece of fabric from my Grandmother who was a quilter. There is a cross because I'm a Christian and the words on the one piece of fabric are about home. When I quilted it, I added words which are very hard to see but I know they are there. The words say Peggy - Christian - Wife - Mother - Granna (what my grandkids call me).



Jacqueline Santangelo - Put the border on a long-time UFO - Lil' Twister Heart Table Topper.



Peggy Melachrinis - I took a class by Emily Taylor. Again, outside my comfort zone but lots of fun. I am a very eclectic quilter - I like so many different things and want to try them all. The cardinal was a kit I purchased for the class.



Deb Graves - This is the Jenny Doan Summer Camp quilt started at the workshop in August.



Nancy Hannum - Sashiko design on Shakuhachi flute bag  
12

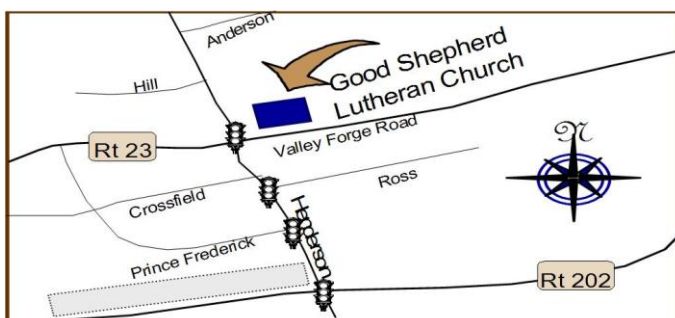




Valley Forge Homestead  
Quilt Guild  
PO Box 62463  
King of Prussia, PA 19406  
NQA Member #451

[www.valleyforgequilters.org](http://www.valleyforgequilters.org)  
[VFHQonFacebook](#)

Monthly Guild Meetings are held  
on the **Third** Tuesday of every  
month at 7 P.M. at the  
Good Shepard Lutheran Church in  
King of Prussia, PA



### Newsletter Submissions

Send to: Judy Snook  
Information for the next newsletter  
must be received by the 25<sup>th</sup> of the  
month.

### Board of Directors

President	Cathy Fennell
Vice President	Deb Graves
Treasurer	Linda Newpher
Secretary	Molly Lorenz
Membership	Barbara Hughes
Programs	Ruth Heslin
Newsletter Editor	Judy Snook
Parliamentarian	Lou Chandler

### Guild Committees and Resources

50:50	Debbie Bianco
AccuQuilt Die Cutter	Chris Candello
Bees:	
Afternoon	Jean Hayden
Evening	Judy Snook
Northern	Barbara Hughes
Thurs Evening	Ruth Heslin
Challenge	Nancy Hannum
Comfort Quilts	Maxine Close
Facebook	Sue Fisher
Historian	Gigi Procaro
Hospitality	Laura Chaplar
Library	Joanne Franklin
Member Comfort	Rosemary Geisler
	Judy Snook
Newsletter Editor	Judy Snook
Newsletter Publisher	Linda Hamel
Programs	Ruth Heslin
Quilt Show	Chris Candello
Refreshments	
Retreat/Fall	Joan Gunder
Retreat/Spring	Barbara Hughes
Set-up	Cathy Fennell
Sunshine	Joan Shaw
Webmaster	Cathy Radcliffe
Welcoming	Charlene Hagerty
Workshops	Jean Hayden
Zoom/Technology	Sue Fisher